



NEW YORK STATE 4-H Meat Goat Breeding Stock DOE KID RECORD BOOK

Name: _____

Age: _____ Birthdate: _____

Address: _____ County:

Years in 4-H: _____ Name of 4-H Club: _____

Name of 4-H Leader: _____

Project start date: _____ Project end date:

How many years have you had a meat goat project? _____

RECORDS AT THE START OF MY PROJECT

Start date (lease or purchase date, or in the case of kids that are raised by youth, date when kid was weaned): _____

Purchase price of kid (if raised by youth, use the costs accrued by its dam while raising it, for example, breeding fees, feed required to support the pregnancy and nurse the kids, vaccinations for the kids, etc. and divide by the number of kids the doe raised): _____

My kid's name is: _____

Registration # (if registered): _____

Breed: _____ Horn status: _____ Markings: _____

Kid's permanent id is a ___ tattoo number ___ scrapie eartag number

The number/code is: _____ left ear _____ right ear

Kid's birth date (use approximation if exact date is unknown): _____

Birth weight if known: _____ Litter size if known: _____

At start date, my kid's

Age: _____

Weight: _____

Picture of Kid at Start Date

GENERAL INFORMATION

My doe kid was weaned at _____ weeks old
My doe kid was ___ disbudded or ___ tipped at ___ weeks old, ___ never
I started teaching her to lead at _____ weeks old
I noticed my doe kid in heat for the first time on _____
My doe kid was bred to _____
on the following dates: _____
My doe kid is due to kid on approximately: _____

Some of the new goat skills I learned this year were (for example, how to calculate a feed ration, how to identify different pasture plants, how to body clip a goat, how to drench a goat, what a goat’s cud looks like, how to take a temperature):

Some of the goat skills I taught to other people this year were:

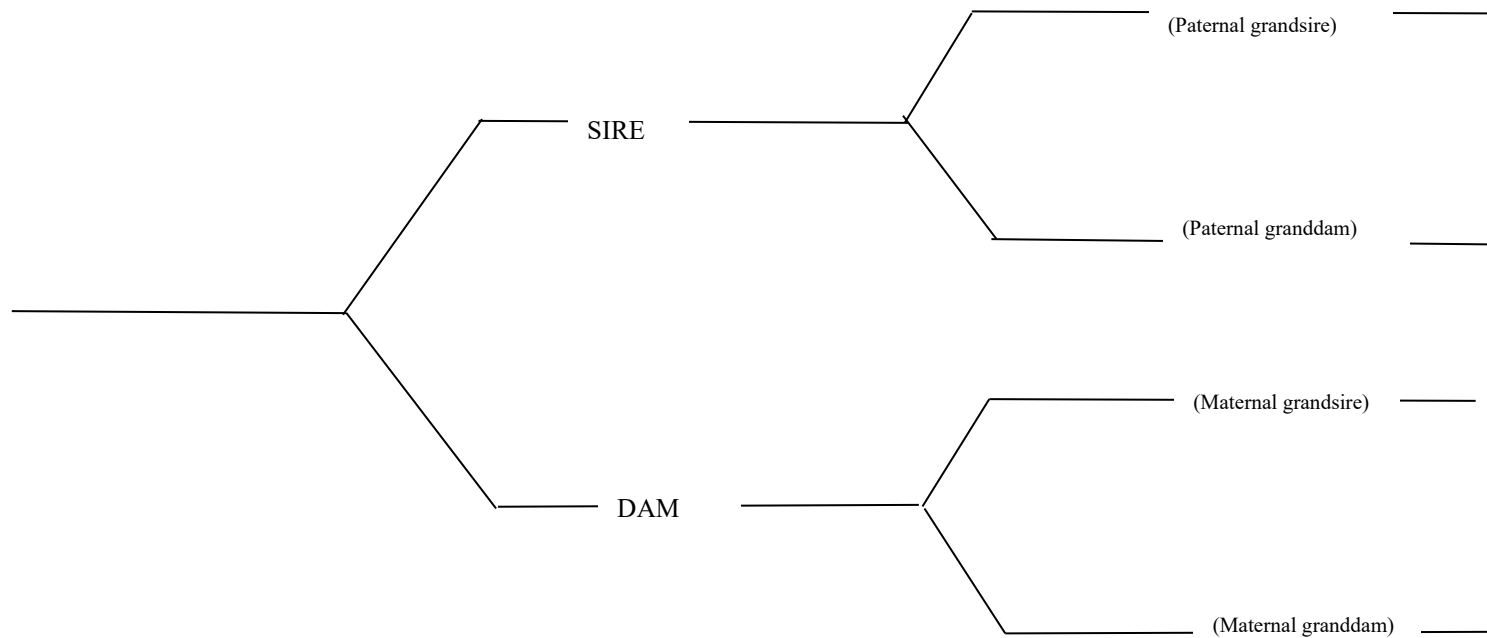
I have eaten goat meat _____ yes _____ no

I have cooked goat meat _____ yes _____ no

If you have tried goat meat, how did it taste to you?

MY DOE KID'S PEDIGREE

Record information about your doe kid's parents and ancestors on the pedigree form below. You can list the names and registration numbers (if registered) of the goats above each line and any performance information you have about them below the line. The goat's scrapie identification number if known can be used for goats that are not registered.



HOW IS MY GOAT GROWING?

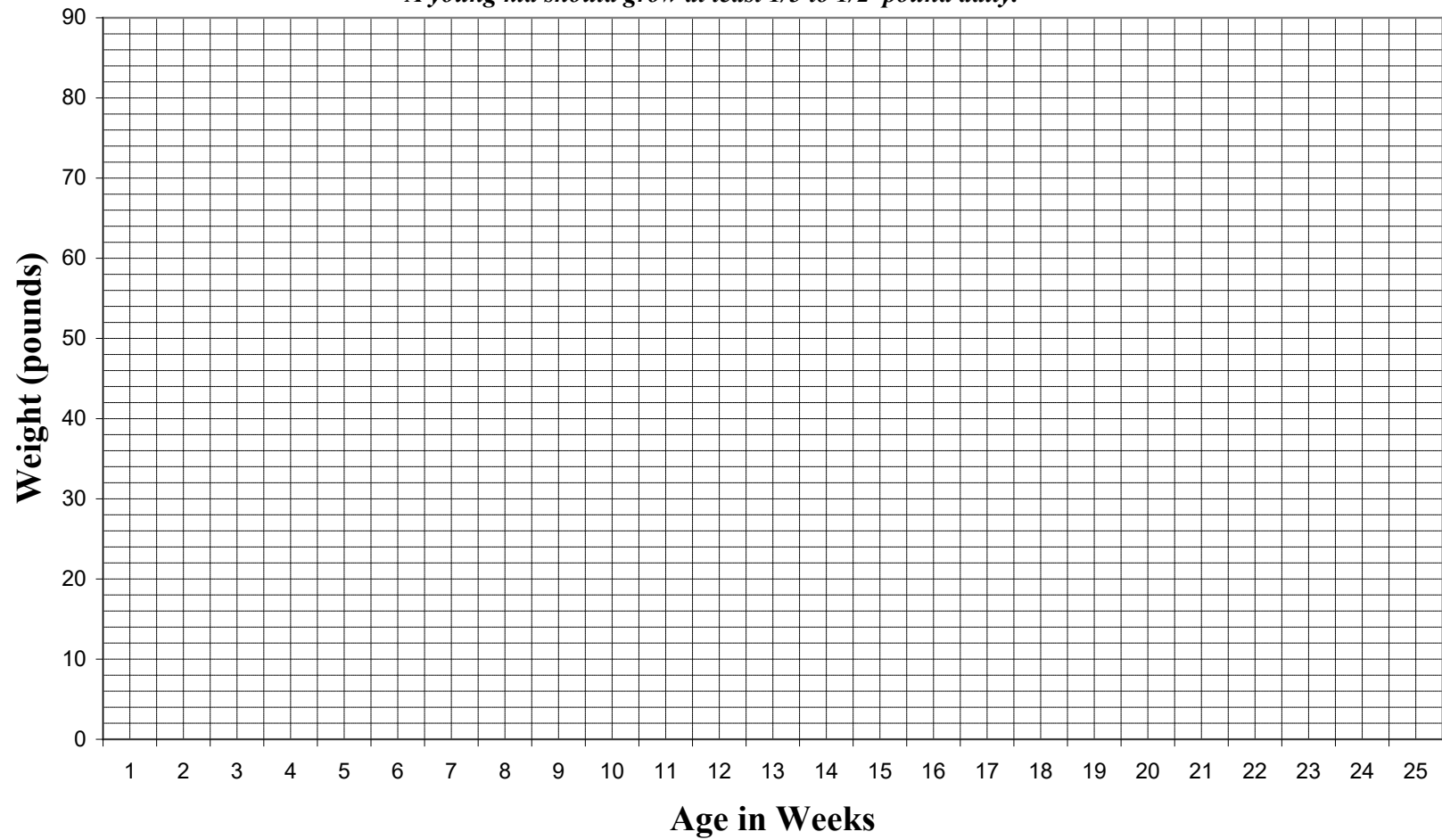
(use this page to record the weight of your doe kid or use one of the graphs on the next two pages)

method of weighing: _____ scale _____ measuring tape

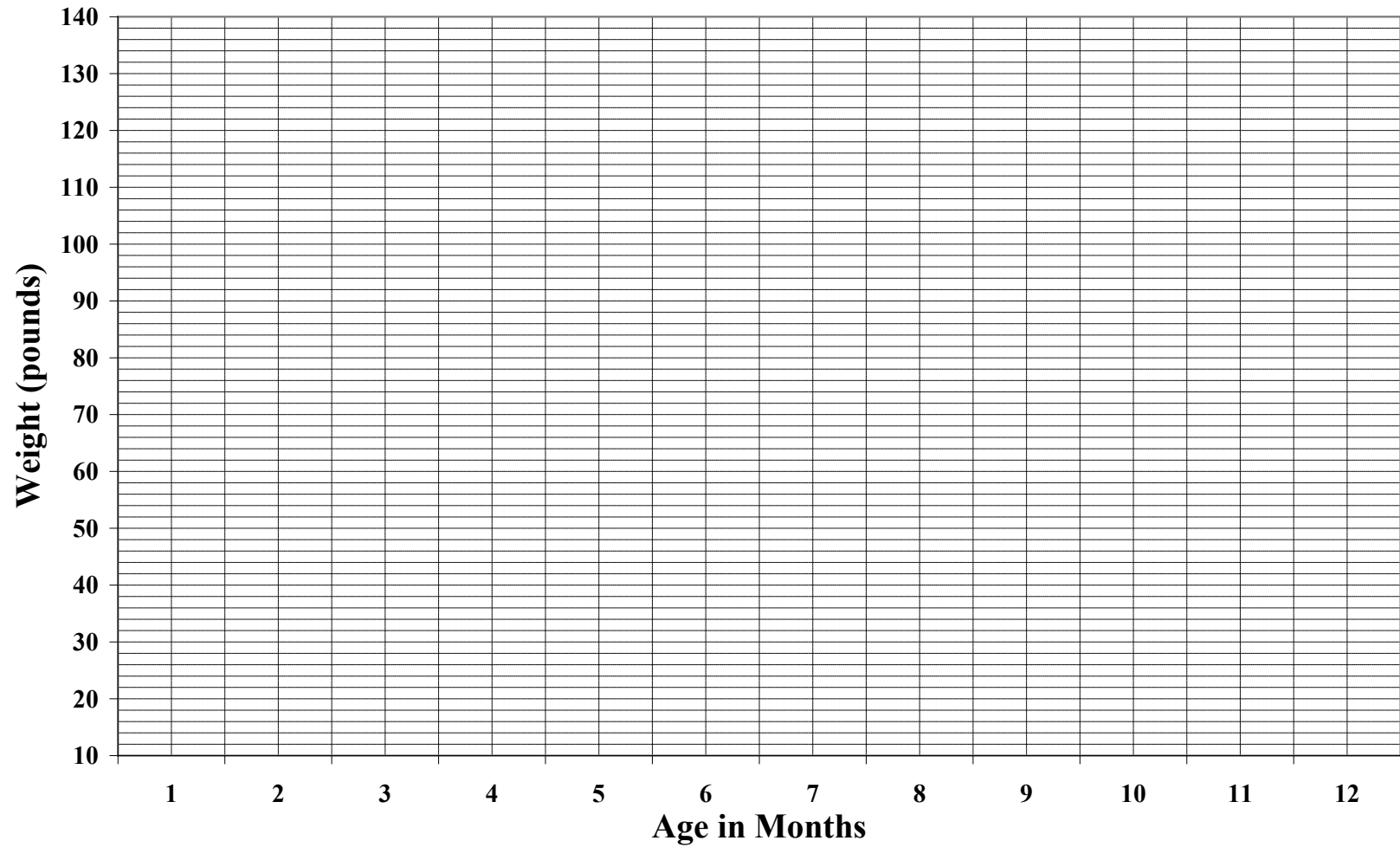
KID ID	DATE	AGE	WEIGHT	DATE	AGE	WEIGHT

When my kid was shown at the county level, he/she weighed _____ pounds and was _____ weeks old.

Graph Your Kid's Growth - *it is a good idea to weigh young kids every week or two to make sure they are growing well and do not have a health problem. Try to weigh the same day of the week. A young kid should grow at least 1/3 to 1/2 pound daily.*



Graph Your Kid's Growth - *as your kid gets older you may only weigh him once a month. If so, try to weigh him about the same time each the mont.h*



RECORDS AT THE END OF MY PROJECT

Finish date: _____

Age: _____ Weight: _____

Picture of Kid at Finish Date or Fair Time

KID'S PERFORMANCE RECORD

Growth results

- 1) Pounds of gain (final weight – starting weight): _____
- 2) Total pounds of grain fed: _____
- 3) Number of days fed (days from start date to finish date): _____
- 4) Average daily gain (lbs of gain divided by # of days fed = #1 ÷ #3):
_____)
- 5) Feed efficiency – How many pounds of grain did you feed for each pound of gain? (lbs of grain fed divided by lbs of gain = #2 ÷ #1): _____
- 6) Total grain costs: _____
- 7) Total hay costs: _____
- 8) Total feed costs: _____
- 9) Feed cost per pound of gain (feed costs divided by lbs of gain = #8 ÷ #1):

Show results

Showmanship results: _____

KID'S FINANCIAL RECORD

- 1) Purchase price: _____
- 2) Feed costs: _____
- 3) Health costs: _____
- 4) Other costs: _____
- 5) Total expenses: _____ = #1+#2+#3+#4
- 6) Current market value of kid as breeding stock: _____
- 7) Awards, prize money, premiums and other income from kid: _____
- 8) Selling price received (use market value if kid not sold yet): _____
- 9) Total receipts: _____ = #7 + #8
- 10) Profit or loss of market kid (Receipts - Expenses = #9- #5): _____
(use pencil to fill out this bottom portion if you have not finished your project yet)

PROJECT SUMMARY

Approximately how much time did caring for your doe kid take you every day?

What took the most time?

How did you finance your project?

What was the most exciting new thing you learned to do?

What difficulties, if any, did you have with this project?

What did you enjoy most about your project?

What changes would you like to make next year and/or what changes did you make this year compared to previous years to make your project better or more enjoyable?

What agricultural public presentations, talks, articles, fieldtrips, or workshops did you participate in or present to your club, school, community, or the general public:

What things would you like to see your 4-H group do next year?

The following “HOW TO” SHEETS are included to help you keep track of your expenses and various other records. Unless your county or 4-H leader requires it, these forms do not need to be included in your project notebook for project evaluations. However, we recommend that if at all possible you include any of these forms that you do end up using. This is because they can help an evaluator to understand how you got at your final figures and some of the challenges you had to meet during your project. These records may count as extra credit for project notebook competitions such as the section in the Kimber Hamm Goat Rancher Award at the NY State Fair.

Please note – if you keep all your hay, grain and other expenses for your market kid separate from feed and equipment for any other livestock your family owns, you can probably figure out your kid’s financial report without using the “how to” sheets. Instead, take three manila envelopes. Label one each for feed, health expenses, and other expenses. Every time you buy feed, etc. for your goat put the receipt in the correct envelope. At the end of your project, tally up the receipts in each envelope and fill out the proper blanks in your kid’s financial report. A tally of these envelope accounts that lists what each expense was may be used as extra credit for project notebook competitions. Good luck! Remember, it is always a good idea to figure out approximately how much hay and grain you offer your kid daily.

“HOW TO” SHEET FOR HEALTH RECORDS

Was your kid ever sick? _____ yes _____ no

What was your kid sick with?

What did you do when your kid was sick?

What sort of medicine did your kid get?

Is there anything you can do to prevent this illness?

Dates of kid’s vaccines and injections

	Type of shot	Dates given		Total Cost
_____	Clostridium C & D toxoid	_____	_____	_____
_____	Tetanus toxoid	_____	_____	_____
_____	Selenium and Vitamin E	_____	_____	_____
_____	Rabies	_____	_____	_____
_____	_____	_____	_____	_____
_____	_____	_____	_____	_____

My goat was dewormed, treated for coccidia, or treated for lice on these dates:

Type of medication	Dose given	Dates	Cost
_____	_____	_____	_____
_____	_____	_____	_____
_____	_____	_____	_____
_____	_____	_____	_____
_____	_____	_____	_____

Other health expenses (health certificates, vet calls, vet supplies, etc):

Treatment	Date	Cost	Treatment	Date	Cost

Total health expenses:

“HOW TO” SHEET FOR FEED COSTS

Date	Feed fed	Lbs fed daily	Cost per lb	Cost per day	Daily cost per animal	# of days fed	Total cost
Total lbs of feed fed per animal = lbs.				Total feed costs per animal = \$			

Instructions –

- 1) Note down the date that you start on a new feed ration.
- 2) List all the roughages, bag feeds, and concentrates that you feed.
- 3) Express the amount eaten daily in pounds or tenths of a pound (i.e. ½ lb = .5 lb).
- 4) To figure out hay consumed, weigh an average bale and calculate how many days it takes to use up a bale. For example, if your hay bales weigh around 40 lbs and your goat goes through a bale in about 10 days, you are using around 4 lbs of hay per day.
- 5) To figure out cost of hay, take the cost per ton (2000 lbs) and multiply it by the pounds fed daily and then divide this sum by 2000. For example, if you paid \$200/ton and use 4 lbs daily, then $\$200/2000 = X/4$, so $X = (\$200 \times 4) \text{ divided by } 2000 = \$800/2000 = \$.40$ or 40 cents.
- 6) Or take hay cost per bale multiplied by lbs fed and then divided by average lbs in a bale. If you pay \$5.00 for a 40 lb bale, $\$5.00/40 = X/4$, so $X = (\$5.00 \times 4) / 40 = \$.50$ or 50 cents.
- 7) If you fed a group of goats together in the same pen, divide the daily feed costs for feeding that pen of animals by the number of kids in the pen.
- 8) If you fed pasture, indicate here how you determined the daily cost per goat kid of grazing your pasture:

“HOW TO” SHEET TO RECORD OTHER EXPENSES

DATE	ITEM	QUANTITY	COST

You can choose to leave out any equipment you buy that can be used for more than one year or else you can depreciate this equipment based on either how many years it can be used for or what it would be worth if you sold it at the end of your project. However, be sure to include on this sheet things like trace mineral salt that your goat will use up during your project.

A good exercise in animal nutrition is to find out the nutritional value of the feed ration that you fed your kid the longest. You can then compare the dry matter, energy, and protein content of your kid's ration to the NRC Nutritional Requirements for growing goat kids or to an online goat nutrition spreadsheet such as the Maryland Meat Goat Ration Evaluator at <https://www.sheepandgoat.com/spreadsheets>.

“HOW TO” SHEET FOR CALCULATING DRY MATTER (DM) FED

Date ration started	Feeds fed	Percent DM of feed	DM percent expressed as decimal	Lbs of feed fed daily	Lbs of DM fed daily
Total lbs of DM fed daily per kid (round to tenth of lb) =					lbs.

“HOW TO” SHEET FOR CALCULATING ENERGY FED

What form of energy is being calculated?

___ net energy, ___ digestible energy, ___ total digestible nutrients

Figures were obtained from ___ feed labels, ___ feed tables, ___ feed analyses?

(check all that apply)

Date ration started	Feeds fed	Percent energy of feed	Energy percent expressed as decimal	Lbs of feed fed daily	Lbs of energy fed daily
Total lbs of energy fed daily per kid (round to tenth of lb) =					lbs.

“HOW TO” SHEET FOR CALCULATING PROTEIN FED

What form of protein is being calculated?

digestible protein, crude protein, other (_____)
 Figures were obtained from feed labels, feed tables, feed analyses?
 (check all that apply)

Date ration started	Feeds fed	Percent protein of feed	Protein percent expressed as decimal	Lbs of feed fed daily	Lbs of protein fed daily
Total lbs of protein fed daily per kid (round to tenth of lb) =					lbs.